



Chickasaw Point Architectural Design Guidelines

Effective July 2023

The over-arching architectural design theme for Chickasaw Point is “Rustic Elegance”. This means using quality rustic materials to create an upscale look for the Subdivision. This benefits us all through a harmonious atmosphere, while helping to promote ever-increasing property values for our members.

These guidelines are a supplement to the Architectural Procedures, Policies and Requirements. It is important to note that any changes to the exterior of a home, even if maintaining the same color and material, requires approval by the Architectural Compliance Committee.

Please complete the appropriate application for approval at least 30 days prior to any new home construction or 15 days prior to any planned exterior changes. The New Home Construction Building Plan or Misc. Exterior Changes or Additions Approval forms are available on the Chickasaw Website under POA Documents or at the General Managers Office.

The following information provides examples of the preferred choices for:

- Exterior siding materials, paint/stucco colors, siding color, and trim materials,
- Roofing materials and colors,
- Fencing styles
- Preferred new or replacement mailboxes styles and colors,
- Preferred new or replacement lamppost styles and colors.

Please note that any reference to brand names in the following samples is solely for communication of styles and colors, not promoting a particular vendor.

Exterior Materials and Colors

If wood materials are being used, they must be batten, shiplap, or other styles that utilize individual plank. Hardieplank or similar cement siding comes primed and ready to paint and stands up better in our environment. For any desired exterior colors other than those shown below, a member may make a special request to the Committee for an exception. Natural stone in its native color or brick in shades of red, brown, or white are also acceptable as siding materials.




Requisite Gray
by SW



Argos
by SW



Perpetual Gray
by SW



Gray Cloud
by BM



Light French
Gray
by SW



Cityscape
by SW



Roycroft Pewter
by SW



Perfect Greige
by SW



Keystone Gray
by SW



Anonomous
by SW



Brainstorm
Bronze
by SW




Warm Stone
by SW



Chateau
Brown
by SW



Urban Bronze
by SW



Top Sail
by SW



Silver Strand
by SW



Jade Dragon
by SW



Privilege
Green
by SW



Composed
by SW



Teal Stencil
by SW



Pewter
Green
by SW



Atmospheric
by SW



Lake Placid
by SW



Windy Blue
by SW



Pool House
by SW




Leisure Blue
by SW



Waterloo
by SW



Indigo Bitik
by SW



Convivial
Yellow
by SW



Barley Grass
by SW



Golden
Fleece
by SW



Dover White
by SW



Alabaster
by SW



Iron Ore
by SW

Roofing Materials and Colors

Architectural asphalt shingles, slate, luxury imitation slate, or metal may be accepted, provided that the roof colors are compliant with the theme of “Rustic Elegance”, as determined solely by the Committee. Roof and sub-roof materials must be a material that meets a fire-resistant classification. **Wooden shingles or clay tile are not an approved roofing product.**

Architectural Shingle Colors

All shingles must be architectural shingles and selected from the color palette below.



Metal Roof Colors



Fence Type, Materials and Colors

Fencing in Chickasaw Point is discouraged, other than for pet containment. Please refer to the Covenants for specific restrictions regarding fence location prior to seeking approval from the Committee for any exceptions to be made to the specific restrictions listed. The type, materials and allowable fence colors are described below.

Preferred Materials



Additional Pre Treated Wood Options (Stained Dark Brown)



Screening materials must be powder coated, black or brown

Mailbox/Lamppost Styles and Colors

Upon completed construction of the home or when replacement of an existing mailbox is required due to disrepair or damage, the owner is required to obtain ACC approval and install an aesthetically approved mailbox and 911 signage (preferably brown).

If an entrance light or lamppost is being installed or replaced it must be approved by the ACC. The type, materials and allowable colors are described below.

Colors are oil rubbed bronze, Venetian Bronze, or similar.

The preferred style of mailbox is like Gibraltar galvanized steel large capacity mailbox (example NM16NV01 at Amazon) with matching aluminum post (LP000BZ0). However, a bronze steel mailbox mounted on wooden posts like those shown stained in a dark brown color are permitted.

Mailbox Options



Preferred for new construction



Preferred Wooden Style in Cedar

Lamppost/Light Options

